



# Universal Access to HTC: Possible or Pipe dream

Muthumbi G, Ariya G, Karari C, Ulo B, Adudans S

HBCT TECHNICAL CONSULTATION

3 –5 Nov 2009

Serena Hotel– Nairobi



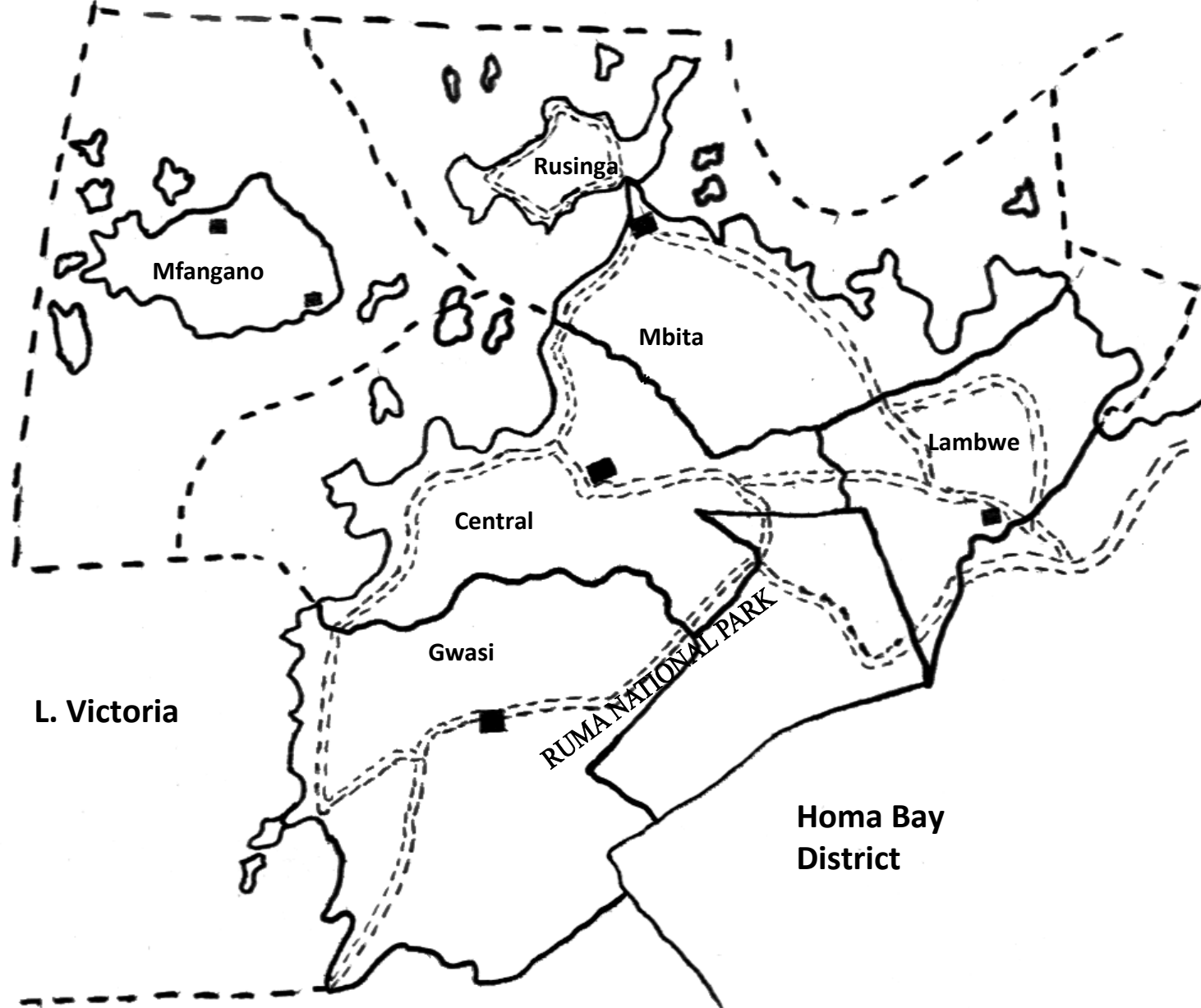
# Suba District



# Demographics

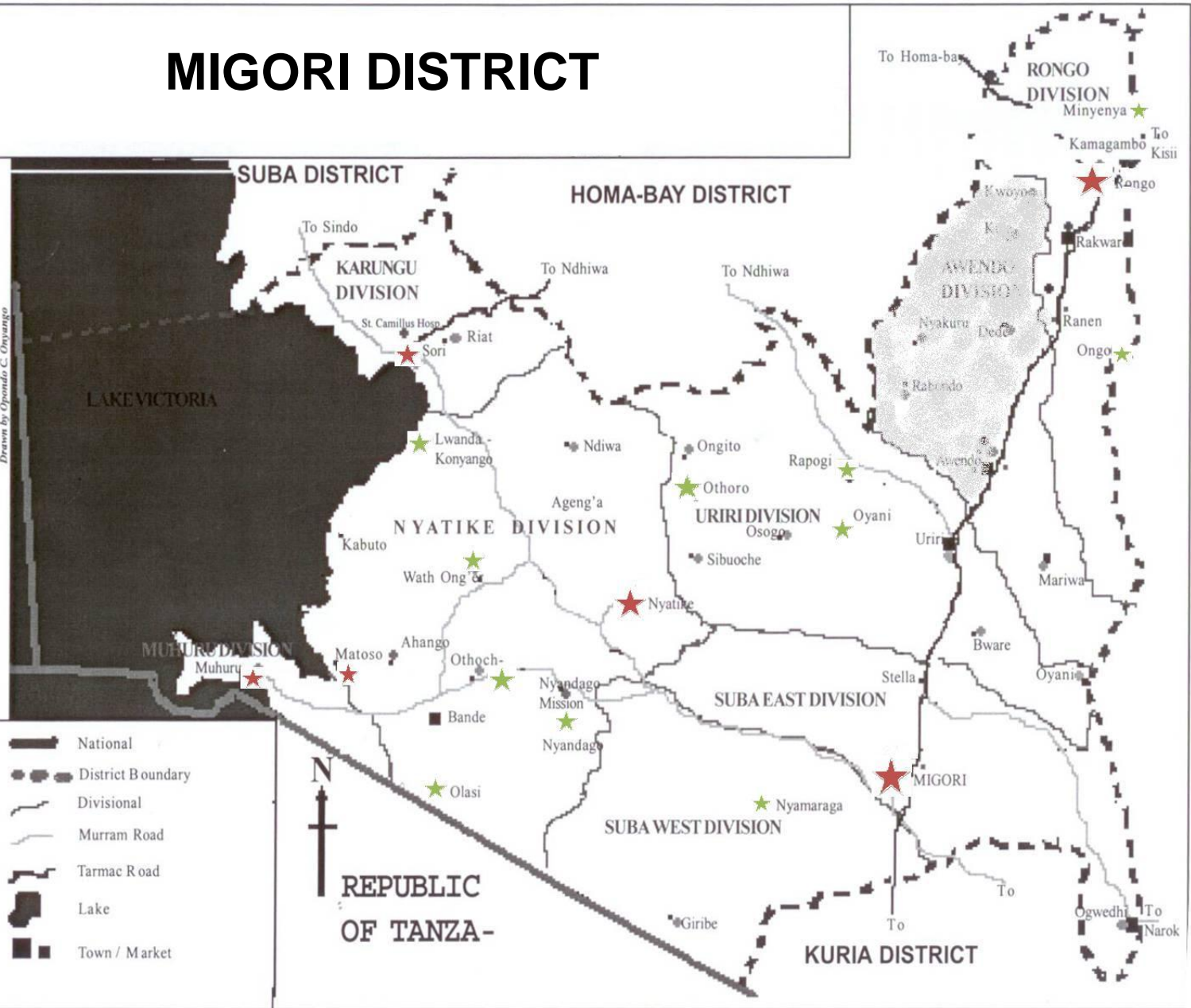
<b>District</b>	<b>Population</b>	<b>Households</b>	<b>HIV prevalence</b>
<b>Suba</b>	<b>200,000</b>	<b>33,987</b>	<b>30%</b>
<b>Migori</b>	<b>335,252</b>	<b>56,680</b>	<b>24%</b>
<b>Total</b>	<b>535252</b>	<b>106,667</b>	

# SUBA DISTRICT



# MIGORI DISTRICT

Drawn by Ojondo C. Onyango



- National
- District Boundary
- Divisional
- Murram Road
- Tarmac Road
- Lake
- Town / Market

N  
 ↑  
 REPUBLIC  
 OF TANZA-

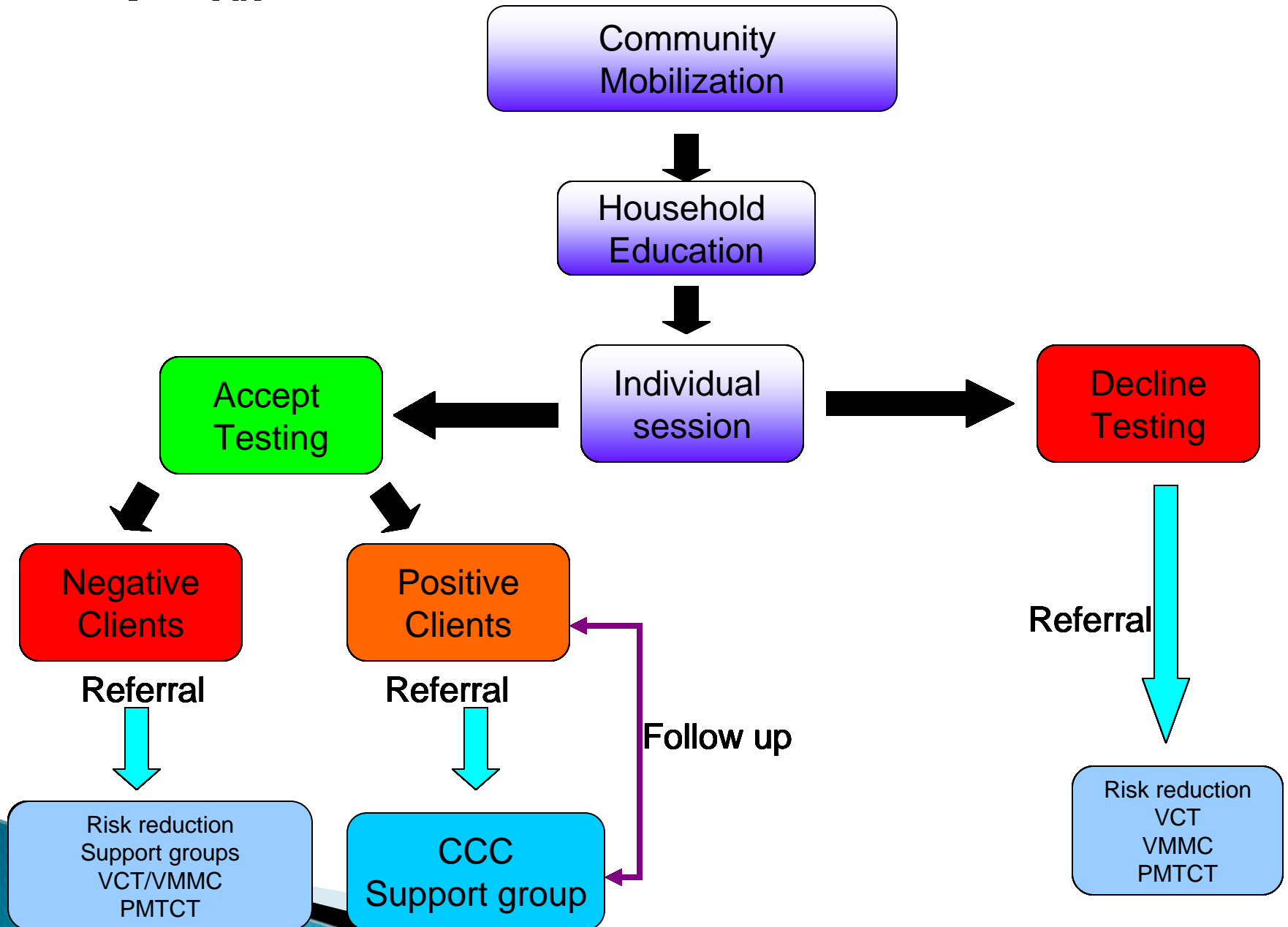
# Implementation( Milestones)

- Conceived in 2005 during stakeholders forum.
- August 2006– Visit to CDC Uganda HBCT program.
- IMC was first to pilot HBTC in Kenya in Oct 2006 in 2 divisions in Suba District followed by district wide coverage in 2007
- 2008– Scaled to 2 divisions in Migori District
- February to June 09– mop up activities Suba district

# Training

- Basic HIV training done in conjunction with CDC using the NASCOP curriculum
- First 16 VCT counselors trained jointly with CDC Uganda Team
- Capable VCT counselors given training on adult facilitation skills
- Conducted all the subsequent training for IMC and other stakeholders.
- Total of 54 VCT counselors trained on HBCT

# HBCT Model



# Household coverage

	Total Number of households	Number reached with counseling and testing	Coverage
Suba	33,987	30,446	89.6%
Migori	56,680	10,109	17.8%

# Number of individuals reached.

Age group	Males			Females		
	No Reached	HIV positive	Prevalence	Total # CT	Total positive	HIV prevalence
18 months -13 years	5842	199	3.4	5846	252	4.3%
14- 17 years	5592	82	1.5%	5643	144	2.6%
18 +	21453	2402	11.2%	31882	4780	15%
Total	32887	2683	8.6%	43271	5176	12%

# Number of new testers.

Age group	Males			Females		
	# of new testers	HIV positive	prevalence	Total # CT	Total positive	HIV prevalence
18 months -13 years	5097	140	2.7%	5090	70	1.4%
14- 17 years	3447	17	0.5%	3274	111	3.4%
18 +	10584	1568	14.8%	13684	2812	20.5%
Total	19128	1725	9%	22048	2993	13.6%

# Couples counseled and tested

	HBCT			VCT		
	Total C&T	Positive	Discordant	Total C&T	Positive	discordant
2006	475		63			
2007	3300		431			
2008	4091		360			
2009	3497		251			
total	<b>11363</b>		<b>1105</b>			

# Enrolment into care and treatment– Migori District 2009

Month	No HIV positive	No. followed up ( second Home visit)	No. registered at CCC
August	398	282	142
September	371	257	118
Total	769	539	260

Comments : From 33.8 % had accessed care and treatment

# Program Characteristics

- ▶ Community ownership of the program.
- ▶ Support from partners (MOH) and FACES
- ▶ Competent and dedicated service providers
- ▶ Good communication between the VCT counselors providers and the mobilizers.
- ▶ Formation of support groups at the community level.



# Acknowledgment

- ▶ Suba and Migori community
- ▶ Provincial administration/local authorities'
- ▶ DHMTs
- ▶ FACES
- ▶ CDC
- ▶ PEPFAR
- ▶ The American people



Together we can

Thank You

<http://www.imcworldwide.org>